



Classic
range

Ultra slim, high performance
aluminium windows

Transform your home with our high performance aluminium windows

Choosing the right windows for your home is an important decision. An investment that makes a real difference to how warm and secure you feel; as well as changing the look of your property. This is why we have designed the Classic system from the ground up. Building on years of experience, we've incorporated many new innovative ideas; creating a warmer, slimmer and more secure window system. Designed for discerning homeowners who aren't willing to compromise, our windows are tailored to those who demand more for their home.

Designed to combine the latest technical innovations with peerless aesthetics

Built around an innovative Thermlock® multi-chamber thermal break, our windows use a patented construction method that offers unsurpassed levels of security. Creating windows that are strong and durable, yet with slim frames that maximise the light flooding into your home. Sheerline aluminium windows are also available in a wide range of colours, letting you express your home's character.







With exceptional security built into the heart of every window

The innovative construction method of the Classic system creates exceptionally strong frames, maximising the inherent strength of Sheerline's aluminium windows. This coupled with our high security multipoint locking, helps keep you and your home safe and secure. Additional features like unique hinge protectors also help create outstanding levels of security.


For ultimate security, a beadless option is also available in the Classic window system which eliminates the need for separate glazing beads. Instead, our patented[†] corner jointing method securely locks the glass away within a completely sealed unit. No window in its class is as secure.

Secured by Design



Official Police Security Initiative

For added peace of mind choose our laminate glass upgrade – for Secured by Design accreditation – the official UK Police initiative ‘designing out crime’ through physical security.



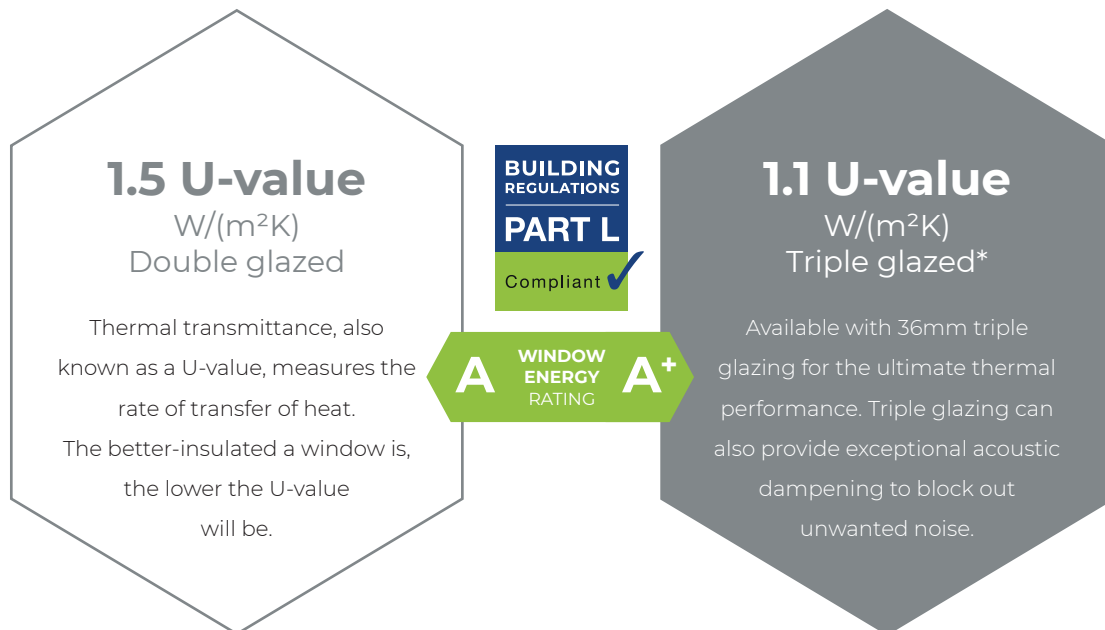
PAS24:2016

All Sheerline windows carry PAS24:2016 enhanced security accreditation, so if you are looking for stylish aluminium windows with extra peace of mind as standard – then we have you covered.

[†]Patent registration number: GB2569209

Thermlock[®] technology helps keep you and your home snug and warm

Cold, crisp lines on the outside hide away our innovative Thermlock[®] multi-chamber thermal design, helping keep you and your property well insulated against the worst of the UK weather. Their insulating chambers act as a thermal break and work in conjunction with high performance glazing to create class leading thermal performance, far superior to traditional polyamide thermal breaks. Sheerline's cills also feature this same technology coupled with innovative in-built weather sealing that keep draughts and rain safely outside.



*Only available in certain styles



A photograph of a window with a view of green foliage. The window frame is light-colored. In the foreground, a white bowl is partially visible on a wooden surface. A white arrow-shaped callout box points to the window corner.

Our unique construction
method creates perfect run
through mitres on internal
beadless sash corners

With great looks from every angle - due to our unique construction method



The ultra slim 59mm sightlines* of the innovative Classic window system maximises the light flooding into your home, creating a refined architectural look. While our patented construction method uses threaded screws to bind corners tightly together in perfect unison.



We've also designed out the stepping of misaligned corners, allowing each Sheerline window to be individually hand tuned to perfection.

Leaving you with the perfect balance of understated refinement and exacting quality standards.

*Beadless outerframe and sash

Classic lets light flood in, opening up interiors

With each installation individually tailored to the exact requirements of your property our ultra slim aluminium windows are available in casement, french and fixed styles. Designed around the modern trend for light, airy interiors, Classic's slim dimensions maximise the light flooding into your home, helping create that important sense of space and tranquillity.

With sightlines as slim as 36.5mm for picture windows, and 59mm for opening windows*.



*Beadless sashes, 60.5mm for beaded sashes

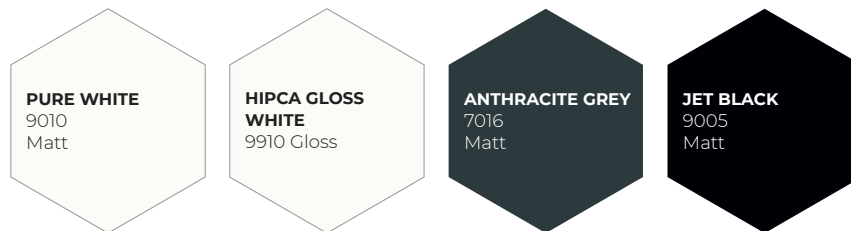




All available in a range of colours and finishes to suit every home

Our Classic range of windows are available in nine powder coated colours, with the option of choosing a different colour for the interior to help you find the look that is right for your property. A further three anodised effect finishes are available for the ultimate durable and stylish finish.

TRADITIONAL COLOURS




CHARACTER PREMIUM COLOURS



PARAGON ANODISED FINISH



BESPOKE



Please note; due to the nature of the manufacturing process and the differences in the methods used to represent these colours in print we cannot guarantee an exact colour match with the colours shown. The colour references are also provided as a guide only

Authentic heritage or modern aesthetics

For period renovations, Classic can also be used to create authentic looking traditional or classically inspired windows. With specifically designed Georgian-styled bars, Sheerline windows are available in distinctive period aesthetics as well as more modern styles to suit any property.

Bars can be positioned horizontally or vertically to achieve a variety of looks, either creating an authentic looking Georgian era window or divided vertically to give a stylish 1920's 'Art Deco' appearance.








With a choice of traditional or contemporary styling

Our Classic window system is an ideal replacement for traditional steel windows, or for ultra-modern, minimalist renovations and extensions available in casements, french, fixed, bow and bay window styles.



STEPPED



STEPPED FLUSH



CONTEMPORARY



CONTEMPORARY FLUSH



Created from one of the most sustainable materials on the planet

Made from the most recycled and abundant metal in the Earth's crust and produced in the most energy efficient aluminium window facility in the UK, all Sheerline products are manufactured in the most sustainable way possible. Our state-of-the-art, energy efficient SMS HYBEX press delivers energy savings of up to 55% compared to

traditional presses. The design of our Classic system also vastly reduces fabrication waste, minimising the unnecessary consumption of raw material and helping reduce your window's carbon footprint. This coupled to the high level of energy efficiency built into every window helps build towards a greener future for all.

75%

Did you know 75% of the aluminium produced is still in use, thanks to its durability and highly efficient recycling processes.





The rest of our product range



Prestige

Our most versatile window and door range, Prestige offers our widest range of options meaning its suitable for the broadest range of projects.

CASEMENTS, TILT & TURN, FRENCH, FIXED, BOW AND BAY WINDOWS, SINGLE AND FRENCH DOORS



Prestige BI-FOLDING DOOR

Beautifully balanced Prestige Bi-folds provide slim, equal 138mm sash-to-sash sightlines to ensure light bathes interiors, even when doors are closed. Providing bright airy interiors no matter what style of configuration you choose.

SINGLE, FRENCH AND BI-FOLDING DOORS

The rest of our product range



Prestige
COMPOSITE DOOR FRAME

Ultra-rigid, premium aluminium composite door frames combine strength and durability with exceptional thermal performance.

All in a style that perfectly matches the rest of the Sheerline range of products for the complete aluminium look.



ROOF LANTERN

Our industry award winning S1 system, now available with Secured by Design accreditation, is the UK's most secure, sustainable and stylish roof lantern.

With great looks from every angle – due to our unique ultra-low line aesthetics.



Proudly designed and manufactured in the heart of the UK

We are on a mission to transform what customers expect from aluminium windows and doors. From design and testing, to the manufacture of every major component at our state-of-the-art facilities, we are passionate about every element that goes into producing the Sheerline window system.

Delivering windows that operate, perform and look exceptional, keeping you warm and secure for many years to come.



www.sheerline.com

*Information correct at time of publication.
Sheerline reserve the rights to alter product specifications without prior notice. E&OE.*